




# Who We Are

## The Power of One

Name: \_\_\_\_\_

### My Presentation Checklist

<b>Marking Guide:</b> Strongly Agree = 4 Mostly Agree = 3 Somewhat Agree = 2 Disagree = 1		My Achievement Goal	How well I think I did	How my teacher thinks I did
Criteria		Date:	Date:	Date:
<b>My findings</b>  	I was able to clearly describe the things that motivated my individual/group to want to bring about change.			
	I was able to clearly describe all the challenges that my group/individual faced.			
	I was able to clearly describe the steps my individual/group took to bring about change.			
	I was able to clearly describe the outcome of my person's actions.			
<b>Oral Presentation</b>  	I projected my voice loudly enough for the audience to hear.			
	I spoke clearly enough for the audience to understand.			
	I stood in my spot and made eye contact with the audience.			
	I planned carefully before presenting and knew what I was going to say.			
<b>Visual Language Skills</b>  	I used bullet points only. No sentences.			
	My transitions on every card are the same.			
	My background themes and colours are the same on each card.			
	My titles are large and stand out.			
	The written information is easy to read from a distance.			
	Font size, colour and styles are the same on all pages.			
	I use a balanced layout.			
	I included quality pictures with no blurring.			
Pictures and graphics match the written information.				